

A photograph of a sunset or sunrise over a body of water. The sky is filled with soft, orange and pink clouds, and the water below reflects these colors. A large, light blue hexagonal graphic is centered in the upper half of the image. Overlaid on this hexagon is a dark blue horizontal bar containing the text "what if love isn't enough?" in a white, gothic-style font.

what if love isn't enough?

A small, pink rectangular box with a dark border is centered in the lower half of the image. It contains the text "the tab" in a dark blue, sans-serif font.

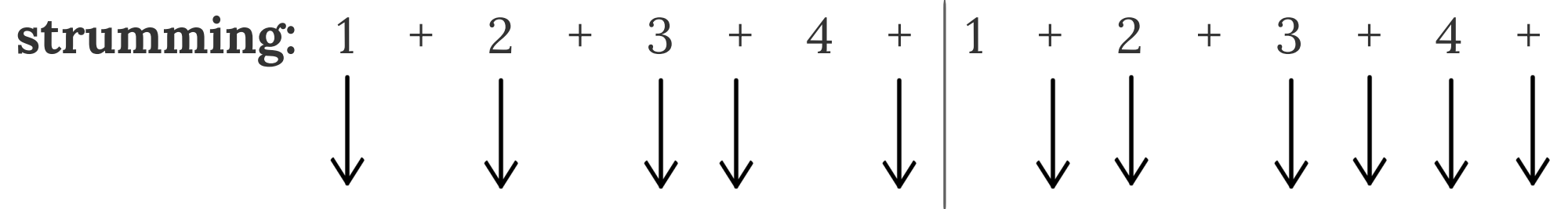
the tab

# what if love isn't enough?

ellis

key: D major

tuning: DADF#AD (open D)



\*i focus the bulk of the strumming on the low strings (DAD)

## chords used:

D - 000000

A - 777000

Gmaj7 -554000


G - 555000

Bm - 999000


Em - 222000

\*in this tuning, i like leaving the high strings (F#AD) open throughout the song - it changes the nature of the chords a bit, but i think it sounds so pretty <3

**tag 1:** \*i play this tag at the end of most of the chord progressions using the same strumming pattern/rhythm



**tag 2:** \*i play this slightly different tag at the end of the first chord progression in each chorus with the same strumming pattern/rhythm



# what if love isn't enough?

ellis

\* = tag 1  
\*\* = tag 2  
\*\*\* = tag 2 extended

D A Gmaj7\*

running a race without a finish line

Bm A Gmaj7\*

and i'm losing again like every other time

D A Gmaj7\*

behind my best intentions, a shadow of doubt

Bm A N.C Gmaj7\*

you're sharp and you know it and i'm bleeding out

Em D Gmaj7\*\*

and one thing i know for sure is that

Bm A Gmaj7\*

nothing is sacred anymore

D A Gmaj7\* Bm A Gmaj7\*

D A Gmaj7\*

you're leaving again like you always do

Bm A N.C Gmaj7\*

but don't tell me you miss me 'cause you didn't have to

Em D Gmaj7\*\*

and all that i know for sure is that

Bm A Gmaj7\*\*\*

nothing is sacred anymore

D A Gmaj7  
what if love isn't enough, is it enough?

Bm A Gmaj7  
what if love isn't enough, is it enough?

(Repeat x 4)

**\*the outro:** first time thru very softly with only single notes, then begin strumming, building intensity with each repetition and adding tag 1 to the Gmaj7 chords - whatever feels good and right <3